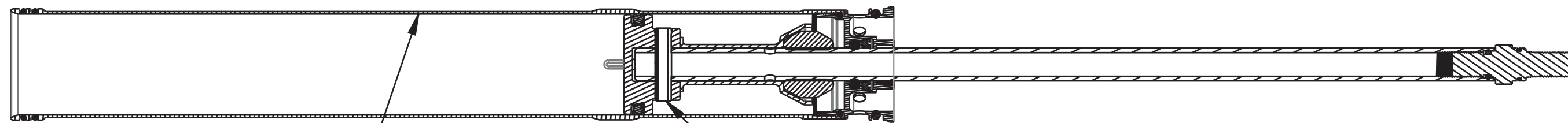


4

3

2

1



GREASE:  
THIN LAYER OF SLICK  
HONEY ON SLEEVE ID

IMPORTANT:  
ORIENT GAP IN PINS TOWARDS  
BASE STUD  $\pm 15^\circ$

Seals: O-Ring [8.0MM ID x 1.0MM CS] Metric, N-70, Static

Base Stud: Float, 0.305-48 Thread

Seals: O-Ring [6.0mm ID x 1.5mm CS] Metric, N-70, Static

Topout Spacer, Aluminum, Float NA2, 2021 38

PISTON SEAL

AIR PISTON

Pin: Spring [Ø 0.188 X 0.875 TLG] Spring Steel, Zinc

IMPORTANT:  
VERIFY SEAL IS NOT  
TWISTED AFTER INSTALL

GREASE:  
1 GRAM (MEDIUM LAYER)  
OF SLICK HONEY

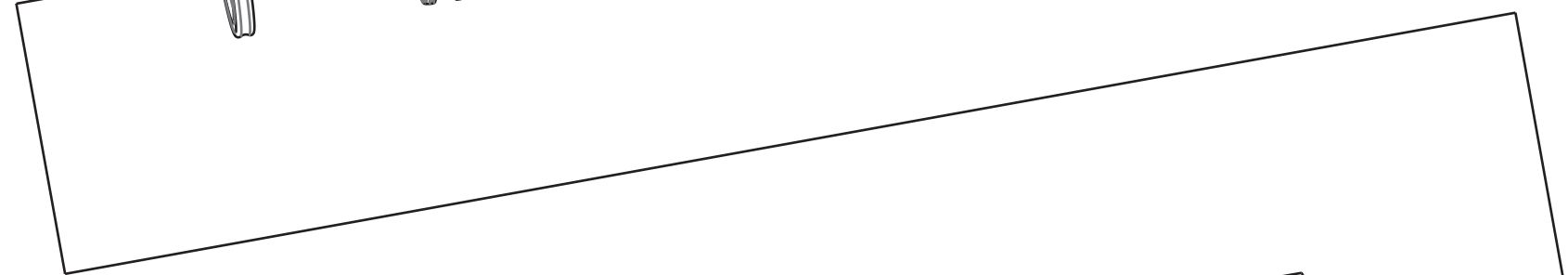
IMPORTANT:  
PRESS PIN  
UNTIL CENTERED

LOCTITE:  
1-2 DROPS  
RED 263

TORQUE:  
50±5 IN-LB

TORQUE:  
40±5 IN-LB

GREASE:  
THIN LAYER  
OF SLICK HONEY

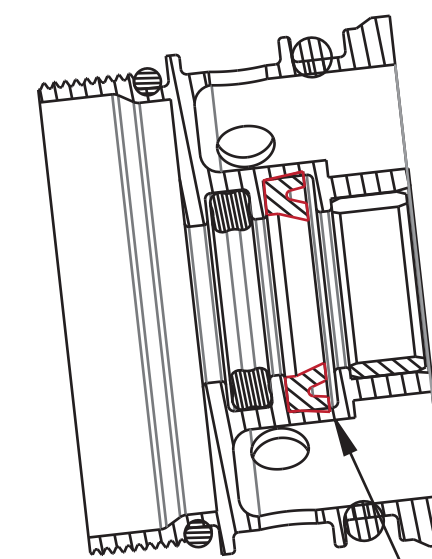


AIR SHAFT

Topout Bumper, 2021 38

820-02-567-KIT  
Neg Plate Assy, 2021 38, Inner Air Sleeve, 1.214 Bore

GREASE:  
THIN LAYER OF SLICK HONEY  
TO ENTIRE LENGTH OF AIR SHAFT



IMPORTANT:  
NOTE ORIENTATION  
OF SCRAPER SEAL

GREASE:  
THIN LAYER  
OF SLICK HONEY

LOCTITE:  
2-3 DROPS  
RED 263

INNER AIR SLEEVE

Seals: O-Ring [31.0MM ID x 1.5MM CS] Metric, N-70, Static

Seals: O-Ring [31.0MM ID x 1.5MM CS] Metric, N-70, Static

**FOX** **FOX Factory, Inc.**  
130 Hangar Way, Watsonville, CA 95076 USA  
Ph 831-768-1100 Fax 831-768-9312

TITLE  
**2021 38 FLOAT NA2  
AIR SHAFT ASSEMBLIES**

SIZE DWG. NO.

**C**  
PLOT SCALE NONE

SHEET 1 OF 1

PROPRIETARY  
THIS DOCUMENT CONTAINS CONFIDENTIAL, PROPRIETARY INFORMATION  
THAT IS FOX PROPERTY. DO NOT DISCLOSE TO OR DUPLICATE  
FOR OTHERS EXCEPT AS AUTHORIZED BY FOX.

ProE ASSEM

4

3

2

1